

Sapa Mentari

Sajian Pagi Menu Trading dari BRI Danareksa Sekuritas

Selasa, 09 Agustus 2022



Disclaimer

The information contained in this report has been taken from sources which we deem reliable. However, none of BRI Danareksa Sekuritas and/or its affiliated companies and/or their respective employees and/or agents makes any representation or warranty (express or implied) or accepts any responsibility or liability as to, or in relation to, the accuracy or completeness of the information and opinions contained in this report or as to any information contained in this report or any other such information or opinions remaining unchanged after the issue thereof.

We expressly disclaim any responsibility or liability (express or implied) of BRI Danareksa Sekuritas, its affiliated companies and their respective employees and agents whatsoever and howsoever arising (including, without limitation for any claims, proceedings, action, suits, losses, expenses, damages or costs) which may be brought against or suffered by any person as a result of acting in reliance upon the whole or any part of the contents of this report and neither BRI Danareksa Sekuritas, its affiliated companies or their respective employees or agents accepts liability for any errors, omissions or misstatements, negligent or otherwise, in the report and any liability in respect of the report or any inaccuracy therein or omission there from which might otherwise arise is hereby expressly disclaimed.

The information contained in this report is not to be taken as any recommendation made by BRI Danareksa Sekuritas or any other person to enter into any agreement with regard to any investment mentioned in this document. This report is prepared for general circulation. It does not have regard to the specific person who may receive this report. In considering any investments you should make your own independent assessment and seek your own professional financial and legal advice.



30
TAHUN
1992-2022

BRI danareksa sekuritas

BRI

BUKA REKENING SEKARANG!

eform.brights.co.id

SPECIAL PROMO

FEE TRANSAKSI SAHAM

0.1

BERLAKU UNTUK PEMBUKAAN REKENING BARU JULI-AGUSTUS 2022

KLIC DISINI

BAGI KAMU PENGGUNA

*syarat & ketentuan berlaku

KEY INDEX PERFORMANCE

Domestic & Sectoral

	Price	1D	1W	1M	YTD
IDX	7,086.85	0.03%	1.69%	5.14%	7.68%
JKIDX30	536.01	-0.11%	2.65%	4.79%	7.83%
LQ45	1,007.14	-0.07%	2.56%	4.95%	8.13%
JKNONCYC	706.85	0.43%	-0.18%	-0.44%	6.43%
JKINFRA	1,037.54	-0.06%	4.16%	8.07%	8.16%
JKHEALTH	1,423.11	0.02%	-0.72%	-5.75%	0.21%
JKCYCLIC	901.17	0.29%	0.53%	3.65%	0.08%
JKINDUST	1,311.02	0.44%	0.46%	12.31%	26.46%
JKTECHNO	7,955.16	-1.48%	3.93%	2.21%	-11.55%
JKTRANS	2,100.49	1.77%	4.99%	10.91%	31.33%
JKENERGY	1,769.03	0.06%	-5.24%	7.30%	55.25%
JKBASIC	1,327.89	0.98%	2.44%	10.48%	7.58%
JKFINANCE	1,524.45	0.01%	1.33%	7.88%	-0.16%
JKII	618.93	0.89%	2.15%	9.36%	10.13%
JKISSI	209.64	0.51%	1.11%	6.38%	10.91%

Global

Dow Jones	32,832.54	0.09%	0.10%	4.77%	-9.65%
S&P 500	4,140.06	-0.12%	0.52%	6.17%	-13.14%
NASDAQ	12,644.46	-0.10%	2.23%	8.67%	-19.18%

EIDO, VIX & DXY

EIDO	23.71	1.07%	2.07%	8.66%	3.22%
VIX	21.29	0.66%	-6.79%	-13.60%	23.64%
DXY	106.280	-0.20%	0.90%	-0.51%	11.18%

Europe

FTSE	7,482.37	0.57%	0.93%	3.98%	1.32%
GDAXI	13,687.69	0.84%	1.54%	5.17%	-13.83%
CAC40	6,524.44	0.80%	1.36%	8.14%	-8.79%

Asean & Regional

Thailand (SET)	1,608.87	0.49%	0.98%	3.27%	-2.94%
Malaysia (KLCI)	1,496.03	-0.37%	-0.40%	4.93%	-4.56%
China (SSEC)	3,236.93	0.31%	-0.71%	-3.55%	-11.07%
Hong Kong (HSI)	20,045.77	-0.77%	-0.60%	-7.73%	-14.33%
Singapore (STI)	2,589.65	2.00%	0.09%	-0.30%	-19.63%
Japan (N225)	28,249.24	0.26%	0.91%	6.53%	-1.88%
Korea (KS11)	2,493.10	0.09%	1.67%	6.06%	-16.27%

CURRENCY AND BOND YIELD

	Rate	1D	1W	1M	YTD
USD/IDR	14,877.5	0.02%	0.05%	-0.65%	4.40%
USD/JPY	134.96	-0.02%	2.55%	-0.82%	17.28%
EUR/USD	1.0195	0.00%	-0.65%	0.11%	-10.33%
GBP/USD	1.2083	0.05%	-1.36%	0.46%	-10.70%
ID10YR	7.209	1.60%	1.16%	-0.66%	13.21%
US10YR	2.750	-0.47%	6.28%	-10.72%	81.90%

COMMODITY

	Price	1D	1W	1M	YTD
Nickel	21,642.00	-2.58%	-8.20%	0.28%	4.26%
Coal	346.75	-5.00%	-10.86%	-12.75%	112.85%
Gold	1,804.90	-0.01%	0.97%	3.60%	-1.29%
Silver	20.675	0.30%	1.54%	7.48%	-11.46%
Copper	3.5853	-0.06%	1.70%	1.50%	-19.30%
Tin	24,455.00	-0.37%	-1.79%	-3.58%	-37.07%
Palm Oil	4.047	1.49%	1.03%	-0.05%	-19.85%
Oil (Brent)	96.58	1.75%	-3.51%	-9.81%	24.09%
Oil (WTI)	90.60	2.86%	-3.55%	-13.58%	20.41%

Source : investing.com, Barchart



FOKUS HARI INI

*Rekomendasi kami pada halaman ini menggunakan proyeksi 1 tahun buku, kecuali ada update perkembangan selanjutnya.

▶ Mitra Adiperkasa (MAPI - BUY, TP IDR 1,200) : 1H22 Result Highlights

MAPI mencatatkan perolehan laba bersih pada 1H22 sebesar IDR719bn (+148.7% YoY) ditopang oleh pertumbuhan *gross margin* menjadi 44.4% (vs 42.7% pada 1H21). Secara kuartalan, laba bersih MAPI pada 2Q22 tercatat sebesar IDR501bn (+129.8% QoQ, +109.3% YoY). Sebagai informasi, anak Perusahaan MAPI yaitu MAPA & MAPB membukukan kinerja yang *solid* pada 1H22 dengan laba bersih sebesar IDR473bn pada 1H22 (+300% YoY) dan IDR76.3bn (vs IDR20bn pada 1H21) sehingga kami mempertahankan BUY dengan TP IDR1,200.

Source : BRI Danareksa Sekuritas

▶ Dharma Polimetal (DRMA) : Perolehan Kinerja 1H22

DRMA mencatatkan penjualan dan laba bersih senilai IDR1.59tn (+21.37% YoY) dan IDR143.62bn (+45.1% YoY). Lebih lanjut, beban penjualan & pemasaran dan beban umum & administrasi pada 1H22 tercatat masing-masing senilai IDR20.75bn dan IDR90.85bn. Selain itu, aset dan liabilitas pada 1H22 tercatat senilai IDR2.34tn (vs aset 12M21 : IDR2.54tn) dan IDR1.19tn (vs liabilitas 12M21 : IDR1.45tn).

Source : Investor Daily

▶ Strategy: A Combination Of Supportive Factors

Pertumbuhan GDP tercatat sebesar +5.5% YoY pada 2Q22 ditopang oleh konsumsi rumah tangga yang kuat, kebijakan fiskal yang mendukung, dan mobilitas & kepercayaan konsumen yang meningkat. Selain itu, Pembentukan Modal Tetap Bruto (PMTB) mencatatkan pertumbuhan sebesar +3.2% YoY didorong oleh pertumbuhan ekspor dan impor masing-masing sebesar +19.5% YoY dan +10.1% YoY pada 2Q22. Sebagai informasi, beberapa sektor melaporkan hasil yang solid sejauh ini diantaranya adalah sektor *banking, coal, poultry, dan telcos* sehingga *top picks* kami adalah BMRI, TLKM, EXCL, MTEL, MYOR, ICBP, PTBA dan JPFA.

Full Report : [Klik disini](#)

▶ MAP Aktif Perkasa (MAPA) : Perolehan Kinerja 1H22

MAPA mencatatkan pendapatan dan laba bersih 1H22 senilai IDR4.29tn (vs 1H21 : IDR2.87tn) dan IDR473.35bn (vs 1H21 : IDR104.24bn). Selain itu, laba kotor dan laba usaha MAPA tercatat mengalami peningkatan masing-masing senilai IDR2.02tn dan IDR637.86bn. Lebih lanjut, tercatat nilai aset MAPA pada 1H22 mencapai IDR5.82tn (vs 1H21 : IDR5.32tn)

Source : IQ Plus

▶ Corporate Action

1. *Public Expose*: BTON, GDST
2. RUPS: META, TAMA
3. *Cum Date Cash Dividend*: SMAR IDR200, SMDR IDR50
4. *Ex Date Cash Dividend*: ERTX, IRRR, NTBK, TCPI



Trading Ideas

oleh Hadyatma Dahna Marta – Trading & Investment Specialist

Composite Daily



S2	S1	R1	R2
7,000	7,067	7,184	7,203

Last Price: 7,086

- IHSX diprediksi bergerak mixed cenderung melemah terbatas
- Indikator MACD positif melemah
- Indikator Stochastic overbought menguat
- Indikator RSI overbought menguat

MDKA – Trading Buy



TP1	TP2	SL1	SL2
4,340	4,430	4,060	3,880

Last Price : 4,240

Trading Range : 3,880 – 4,430

- Volume transaksi meningkat diatas rata-rata
- Indikator MACD positif menguat
- Indikator Stochastic netral menguat menuju overbought
- Indikator RSI netral menguat menuju overbought

MNCN – Buy On Reversal



TP1	TP2	SL1	SL2
980	990	950	935

Last Price : 965

Trading Range : 935 - 990

- Volume transaksi stabil meningkat dibawah rata-rata
- Indikator MACD positif melemah
- Indikator Stochastic netral konsolidasi
- Indikator RSI netral konsolidasi

IMAS – Trading Buy



TP1	TP2	SL1	SL2
910	920	890	880

Last Price : 900

Trading Range : 880 - 920

- Volume transaksi stabil dibawah rata-rata
- Indikator MACD positif menguat
- Indikator Stochastic netral menguat menuju overbought
- Indikator RSI netral menguat menuju overbought

INAF – Sell



TP1	TP2	SL1	SL2
1,090	1,085	1,115	1,130

Last Price: 1,100

Trading Range : 1,085 – 1,130

- Volume transaksi stabil menurun dibawah rata-rata
- Indikator MACD negatif konsolidasi
- Indikator Stochastic netral konsolidasi
- Indikator RSI netral konsolidasi

GGRM – Sell



TP1	TP2	SL1	SL2
24,950	24,625	25,775	26,250

Last Price : 25,300

Trading Range : 24,625 – 26,250

- Volume transaksi stabil dibawah rata-rata
- Indikator MACD negatif melemah
- Indikator Stochastic oversold
- Indikator RSI oversold

STOCK PICK

TREND TRADE						
Code	Action	Call Price	Last Price	Target Price	Stop Loss	Remarks
UNVR	BUY	4.900	4.790	5.250	4.450	Rectangle Bullish Day 19
MMLP	BUY	525	496	600	446	Breakout Midchannel Day 9
CTRA	BUY	925	920	1.000	865	Inverted Head and Shoulder Day 7

Catatan:

Trend Trade/Minor Trend memiliki rentang waktu hold position dalam 30 hari. *rekomendasi baru
Call Price adalah harga pada saat rekomendasi dikeluarkan

SWING TRADE						
Code	Action	Call Price	Last Price	Target Price	Stop Loss	Remarks
ISAT	BUY	6.800	7.200	7.400	6.550	Bullish Flag Day 5
EXCL	BUY	2.600	2.620	3.000	2.360	Inverted Head and Shoulder Day 2
*MDKA	BUY	4.240	4.240	4.800	4.000	Inverted Head and Shoulder Day 1

Catatan:

Swing Trade memiliki rentang waktu hold position dalam 3-10 hari. *rekomendasi baru
Call Price adalah harga pada saat rekomendasi dikeluarkan

DAY TRADE										
NO	CODE	LAST PRICE	PREV DAY	Δ	% CHG	ACTION	TP1	TP2	SL1	SL2
1	MDKA	4240	4070	170	4,18%	BUY	4.340	4.430	4.060	3.880
2	MNCN	965	950	15	1,58%	BUY	980	990	950	935
3	IMAS	900	890	10	1,12%	BUY	910	920	890	880
4	ESSA	1095	1065	30	2,82%	BUY	1.135	1.170	1.030	965
5	BRMS	224	226	-2	-0,88%	BUY	228	232	220	218
6	BBTN	1540	1505	35	2,33%	BUY	1.555	1.570	1.515	1.495
7	JPFA	1525	1515	10	0,66%	BUY	1.540	1.550	1.510	1.495
8	INAF	1100	1110	-10	-0,90%	SELL	1.090	1.085	1.115	1.130
9	GGRM	25300	25700	-400	-1,56%	SELL	24.950	24.625	25.775	26.250
10	SIDO	750	760	-10	-1,32%	SELL	725	705	775	800
11	AKRA	1180	1200	-20	-1,67%	SELL	1.160	1.145	1.210	1.240
12	BEST	142	148	-6	-4,05%	SELL	139	135	149	155
13	MPMX	1000	1020	-20	-1,96%	SELL	985	970	1.025	1.045
14	ARTO	10800	10975	-175	-1,59%	SELL	10.650	10.500	11.000	11.175
15	MMLP	496	505	-9	-1,78%	SELL	488	482	510	525

Keterangan Day Trade Stock Pick :

1. Data kumpulan saham diambil dari BRIDS Technical Universe
2. Data diurutkan berdasarkan value transaksi terbesar selama 20 hari bursa terakhir
3. SL1 (Stop Loss 1) = Batas bawah pertama yang direkomendasikan untuk melakukan CUT LOSS
4. SL2 (Stop Loss 2) = Batas bawah kedua yang direkomendasikan untuk melakukan CUT LOSS
5. TP1 (Target Price 1) = Batas atas pertama yang direkomendasikan untuk melakukan TAKE PROFIT
6. TP2 (Target Price 2) = Batas atas kedua yang direkomendasikan untuk melakukan TAKE PROFIT




Sales Team

Ferdi Armand Hanafi


Head - Retail Customer Distribution

 ferdi.hanafi@bridanareksasekuritas.co.id


 (021) 50914100

I Wayan Satia Jaya

Branch Manager - Coordinator


 Palembang, Depok

 satia@bridanareksasekuritas.co.id


 (021) 78849149

Rudy Ruslim

Branch Manager


 Mangga Dua


 rudyr@bridanareksasekuritas.co.id


 (021) 62301988

Upik Yuzarni

Branch Manager


 Bumi Serpong Damai (BSD)


 upik_y@bridanareksasekuritas.co.id


 (021) 29555777

Maryadi Suwondo

Branch Manager


 Bandung


 maryadi@bridanareksasekuritas.co.id


 (022) 860 210 30

Yahuda Nawa Yanukrisna

Branch Manager


 Yogyakarta, Solo, Semarang

 yahuda@bridanareksasekuritas.co.id


 (0274) 551181

Rachma Yudyawati

Branch Manager

 Surabaya, Malang


 rachma@bridanareksasekuritas.co.id


 (031) 5345888

Martha Hidayat

Branch Manager


 Medan


 marthah@bridanareksasekuritas.co.id


 (061) 4528100

Umar Bin Aziz

Branch Manager

 Makassar

 umarba@bridanareksasekuritas.co.id

 (0411) 8114011